

TruRyde®




MEDIUM-DUTY PRODUCTS CATALOG

Axle, Suspension & Frame Components

SUPPLYING THE WORLD.

trp®

TRP International, LLC.



Brake Drums

MEDIUM DUTY



BD-10K-865



BD-12K/16K



8K, 8 on 6.5"



12K, 8 on 6.5"

PART #	DESCRIPTION				UNIT WEIGHT	CASE QTY.	CASE WEIGHT
	AXLE CAP.	BOLT DIA.	INNER RACE	OUTER RACE			
RVD-8KHYB-865-916	8,000 lb.	8 on 6.50"	25520	02420	36.37 lb.	45 pc.	1,687 lb.
RVD-8KHYB-865-580	8,000 lb.	8 on 6.50"	25520	02420	36.40 lb.	45 pc.	1,690 lb.
RVD-8K-865-916-G	8,000 lb.	8 on 6.50"	25520	02420	51.40 lb.	36 pc.	1,900 lb.
RVD-8K-865-580-G	8,000 lb.	8 on 6.50"	25520	02420	51.90 lb.	36 pc.	1,918 lb.
RVD-8K-865-916	8,000 lb.	8 on 6.50"	25520	02420	51.40 lb.	36 pc.	1,900 lb.
RVD-8K-865-580	8,000 lb.	8 on 6.50"	25520	02420	51.90 lb.	36 pc.	1,918 lb.
RVD-8K-865DUAL-580	8,000 lb.	8 on 6.50"	25520	02420	53.53 lb.	36 pc.	1,977 lb.
RVD-10K-865-580	10,000 lb.	8 on 6.50"	382A	25520	81.10 lb.	27 pc.	2,240 lb.
BD-10K-865	10,000 lb.	N/A	BRAKE DRUM ONLY	N/A	47.30 lb.	54 pc.	2,604 lb.
BD-10K-SHT-865	10,000 lb.	N/A	BRAKE DRUM ONLY	N/A	38.10 lb.	54 pc.	2,106 lb.
RVD-12K-865-580	12,000 lb.	8 on 6.50"	3920	28622	95.10 lb.	27 pc.	2,618 lb.
RVD-16K-8275-M22	16,000 lb.	8 on 275mm	3920	28622	136.30 lb.	18 pc.	2,503 lb.
BD-12K/16K-865	16,000 lb.	N/A	BRAKE DRUM ONLY	N/A	61.00 lb.	30 pc.	1,880 lb.

Idler Hubs

MEDIUM DUTY



10K, 8 on 6.5"



16K, 8 on 275mm


PART #	DESCRIPTION				UNIT WEIGHT	CASE QTY.	CASE WEIGHT
	AXLE CAP.	BOLT DIA.	INNER RACE	OUTER RACE			
RVI-8K-865-580	8,000 lb.	8 on 6.50"	25520	02420	18.80 lb.	125 pc.	2,400 lb.
RVI-8K-865-916	8,000 lb.	8 on 6.50"	25520	02420	18.25 lb.	125 pc.	2,331 lb.
RVI-10K-865-580	10,000 lb.	8 on 6.50"	382A	25520	33.00 lb.	64 pc.	1,525 lb.
RVI-10KSHT-865-580	10,000 lb.	8 on 6.50"	382A	25520	27.30 lb.	54 pc.	1,525 lb.
RVI-12K-865-580	12,000 lb.	8 on 6.50"	3920	28622	33.14 lb.	48 pc.	1,641 lb.
RVI-16K-8275-M22	16,000 lb.	8 on 275mm	3920	28622	74.39 lb.	36 pc.	2,728 lb.

ADDITIONAL SPECS


- 8K studs (-916) are 9/16" - 18 x 2.30" and (-580) 5/8" - 18 x 2.75" with REACH compliant clear chromate plated per ASTM B633 Type III Class SC3
- 10K and 12K studs are 5/8" - 18" x 3.44" with REACH compliant zinc plated finish
- Brake DIM to Idler Hub assembly fastener FA-183536 is 1/2" - 13 x 1.50" with hex head flange in plain finish
- 16K studs are M22 x 1.50" x 4.80" with REACH compliant zinc plated finish
- All components are manufactured and assembled in ISO/TS-16949 registered facility. ASTM test bar method
- Recommended assembly installation torque for FA-183536 is 90-110 ft-lbs.

Electric Brakes


Our electric brakes use SAE rated friction material and are manufactured to automotive standards in ISO/TS-16949 registered factory. Our 3.5K CSA compliant components.



8K, 12 1/4" x 3 3/8"



10K, 12 1/4" x 3 3/8"



12K/16K, 12 1/4" x 5"

PART #	PACKAGED PARTS KIT #	DESCRIPTION	AXLE CAP.	UNIT WT.	CASE QTY.
BK-8KE-01/02	PP-BKK-21 (LH) PP-BKK-22 (RH)	LH/RH, 8K, 12-1/4" x 3-3/8" Assembly	8,000 lb.	18.78 lb.	90 pc.
BK-10KE-01/02	PP-BKK-23 (LH) PP-BKK-24 (RH)	LH/RH, 10K, 12-1/4" x 3-3/8" Assembly, Self-Adjusting, 7 Hole	10,000 lb.	18.78 lb.	90 pc.
BK-10KEQ-01/02	N/A	LH/RH, 10K, 12-1/4" x 3-3/8", Self-Adjusting, 5 Hole w/Bolts	10,000 lb.	17.60 lb.	90 pc.
BK-10KEHD-01/02	N/A	LH/RH, 10K, 12-1/4" x 4", Self-Adjusting, 7 Hole	10,000 lb.	19.38 lb.	81 pc.
BK-12KE-01/02	N/A	LH/RH, 12K/16K, 12-1/4" x 5", Self-Adjusting, 7 Hole	12,000-16,000 lb.	19.80 lb.	63 pc.

Hydraulic Brakes


Our hydraulic brakes are composed of aluminum wheel cylinders stainless steel springs and feature Dacromet*, an inorganic zinc rich coating designed to protect from rust.



8K, 12 1/4" x 3 3/8"



10K, 12 1/4" x 3 3/8"



12K/16K, 12 1/4" x 5"

PART #	PACKAGED PARTS KIT #	DESCRIPTION	AXLE CAP.	UNIT WT.	CASE QTY.
BK-8KH-02	N/A	RH, 8K, 12-1/4" x 3-3/8", Self-Adjusting, 4 Hole	8,000 lb.	18.30 lb.	90 pc.
BK-8KH-01	N/A	LH, 8K, 12-1/4" x 3-3/8", Self-Adjusting, 4 Hole	8,000 lb.	18.30 lb.	90 pc.
BK-10KH-02	N/A	RH, 10K, 12-1/4" x 3-3/8", Self-Adjusting, 7 Hole	10,000 lb.	18.30 lb.	90 pc.
BK-10KH-01	N/A	LH, 10K, 12-1/4" x 3-3/8", Self-Adjusting, 7 Hole	10,000 lb.	18.30 lb.	90 pc.
BK-12KH-02	N/A	RH, 12K-16K, 12-1/4" x 5", Self-Adjusting, 7 Hole	12,000-16,000 lb.	20.94 lb.	63 pc.
BK-12KH-01	N/A	LH, 12K-16K, 12-1/4" x 5", Self-Adjusting, 7 Hole	12,000-16,000 lb.	20.94 lb.	63 pc.

Dual Wheel Disc Brakes

9-16K



DBI-12KDL-DW-MAXX

PASSED THE
SAE J2681
BRAKE TEST

EVERY CALIPER
IS TESTED
TO 2000 PSI

• Fits 16" Dual Wheel or larger • All parts are non-handed (L or R)

PART #	DESCRIPTION	PART #	DESCRIPTION
DBI-10KDL-DW-MAXX	One Axle set of Integral 10,000 lb. Maxx Coating Disc Brakes for Dexter/Lippert Spindle With 5.25" Inner Bearing shoulder to Brake Flange. Use 387A Inner / 25580 Outer Bearing Includes Hub, 32-RTR-Bolt 1/2-13 x 1.5" for 13" Rotor/Sp, Zinc Caliper w/SM Pads, AND Zinc Bracket (7 Bolt) *Fits 16" Dual Wheel Wheel Application w/ 5/8" Wheel Studs	CALP-10-16KDW-ZINC	Disc Brake Bracket for 10-16K Axle Dual Wheel 2 -Piston Zinc Plated with Green Semi-metallic Brake Pads
DBI-12KDL-DW-MAXX	One Axle set of Integral 12,000 lb. Maxx Coating Disc Brakes for Dexter/Lippert Spindle With 5.25" Inner Bearing shoulder to Brake Flange. Use 3984 Inner / 28682 Outer Bearing Includes Hub-12KDL, 32-RTR-Bolt 1/2-13 x 1.5" for 13" Rotor/Sp, Zinc Caliper w/ Black SM Pads, AND Zinc Bracket (7 Bolt) *Fits 16" Dual Wheel Wheel Application w/ 5/8" Wheel Studs	RTR-11-10-16KDL-DW-MAXX	11" Bolt-on rotor for Dexter/Lippert with (8) 1" and (8) -.530" holes Maxx fits HUB-9-16K
DBI-16KDL-DW-MAXX	One Axle set of Integral 16,000 lb. Maxx Coating Disc Brakes for Dexter/Lippert Spindle. Use 3984 Inner / 28682 Outer Bearing Includes Hub-16KDL, 32-RTR-Bolt 1/2-13 x 1.5" for 13" Rotor/Sp, Zinc Caliper w/ Black SM Pads, and Zinc Bracket (7 Bolt) *Fits 16" Dual Wheel Application w/ M22 Wheel Studs	RTR-10-16K-BOLT	Bolt, 1/2-13 x 1.5", 6 pt Hex w/flange Grade 8 Yellow Zinc Plated 3M22352 w/Blue Loctite, Torque Bolt to Rotor at 80 ft. lb.
DBB-10-16KDL-DW-ZINC	Disc Brake Bracket for 7 hole brake flange 10-16K Dexter/Lippert Dual Wheel Axle fits 11" Rotor, Zinc Coating	HUB-11-10-16KDL-DW-SPCR-MAXX	Spacer for 11" Bolt on Rotor for Dexter/Lippert with 8-1/2" - 13UNC-2B and 8 - .530" holes, Maxx fits Hub 9-16K
		RVI-10K-865-580	8 on 6.5" 10K Dexter/Lippert Oil Hub 4.75" Pilot, 25520 (Outer) and 382A (Inner) Bearing races and (Yellow) 5/8"-18 Wheels Studs DX# 008-288-03 9-10K GD Use 387A (Inner) and 25580 (Outer) Bearing
		RVI-12K-865-580	8 on 6.5" 12K Dexter/Lippert Oil Hub 4.75" Pilot, InnerBearing 3984 Cup/Race 3920 and Outer Bearing 28682 Cup/Race 28622 DX# 008-214-10
		RVI-16K-8275-M22	8 on 275 mm M22 Wheel Studs 16K Dexter/Lippert Oil Hub, Inner Bearing 3984 Cup/Race 3920 and Outer Bearing 28682 Cup, Race 28622 DX# 088-401-05


Single Wheel Disc Brakes

10-12K




DBI-10KDL-SW-MAXX

One (Axle) Set Of Integral 10,000 lb Maxx Disc Brakes For Dexter/Lippert Spindle
Includes Maxx Integral 13" Rotor, Maxx Caliper W Sm Pads, Maxx Bracket & Hub Mounting Bolts
* Fits 16" Single Wheel Application W/ 5/8" Wheel Studs - Uses 387A Inner/25580 Outer Bearings.




DBI-10KAAQ-MAXX

One (Axle) Set Of Integral 10,000 lb Maxx Disc Brakes For Alko/Quality #99 Spindle
Includes Maxx Integral 13" Rotor, Maxx Caliper W Pads, Maxx Bracket & Hub Mounting Bolts * Fits 17.5" Single Wheel Application W/ 5/8" Wheel Studs - Uses 28580 Inner /25580 Outer Bearings



DBS0-10-12KDL-SW-MAXX

One (Axle) Set Of 12,000 lb Maxx Disc Brakes For Dexter/Lippert #14T Spindle
Includes 16-Rtr-Bolt 1/2-13 X 1.5" For 13" Rtr/Sp,Maxx Caliper W/Pads, Maxx Bracket And Hub Mounting Bolts
Uses 3984 Inner/28682 Outer Bearings



DBI-12KDL-SW-MAXX

One (Axle) Set Of Integral 12,000 lb Maxx Disc Brakes For Dexter/Lippert Spindle
Includes Maxx Integral 13" Rotor, Maxx Caliper W Sm Pads, Maxx Bracket & Hub Mounting Bolts
Uses 3984 Inner/28682 Outer Bearings.

Leaf Springs **EMCO** INDUSTRIES



SLIPPER FLAT - 2" WIDE

PART #	# OF LEAVES	FREE LENGTH	FREE ARCH	CAP. PER SPRING	BUSHING ID.	WEIGHT EA.	SKID QTY.	SKID WT.
SF-7210RB	6	30.00"	3.87"	4,500 lb.	9/16"	31.52 lb.	100 pc.	3,152 lb.

SLIPPER HOOK- 2" WIDE


SH-7233-RB2	7	26.50"	3.00"	4,000 lb.	9/16"	27.00 lb.	125 pc.	3,375 lb.
SH-E5115	6	29.50"	3.50"	4,300 lb.	9/16"	24.72 lb.	120/150 pc.	3,016 lb.

SLIPPER RADIUS- 2-1/2" WIDE

SR-7280	5	30.50"	4.00"	5,000 lb.	9/16"	31.91 lb.	95 pc.	3,085 lb.
---------	---	--------	-------	-----------	-------	-----------	--------	-----------

SLIPPER RADIUS - 3" WIDE SLIPPER RADIUS

SR-7243	5	30.50"	3.94"	5,000 lb.	9/16"	40.26 lb.	50 pc.	2,063 lb.
SR-7244	6	30.50"	3.94"	6,000 lb.	1.00"	44.22 lb.	65 pc.	2,910 lb.
SR-7245	7	30.50"	4.00"	7,500 lb.	9/16"	50.84 lb.	50 pc.	2,595 lb.



HEAVY-DUTY LEAF SPRINGS

MADE IN USA



PART #	# OF LEAVES	FREE LENGTH	FREE ARCH	CAP. PER SPRING	BUSHING ID.	WEIGHT EA.	SKID QTY.	SKID WT.
TRA-2752	2	43.48"	6.69"	11,200 lb.	N/A	52.10 lb.	65 pc.	3,437 lb.
TRA-2754	2	43.73"	4.09"	11,200 lb.	N/A	51.60 lb.	65 pc.	3,404 lb.
TRA-2740	3	43.73"	5.75"	11,200 lb.	N/A	65.50 lb.	50 pc.	3,325 lb.
TRA-2726	3	43.74"	6.25"	11,200 lb.	N/A	54.50 lb.	65 pc.	3,593 lb.
TRA-2727	3	43.80"	4.88"	11,200 lb.	N/A	53.30 lb.	65 pc.	3,515 lb.
TRA-2741	3	43.80"	3.38"	11,200 lb.	N/A	64.20 lb.	65 pc.	3,260 lb.
TRA-2728	3	43.81"	3.81"	11,200 lb.	N/A	52.90 lb.	65 pc.	3,489 lb.
TRA-2726HD	4	44.25"	5.43"	14,000 lb.	N/A	71.60 lb.	50 pc.	3,630 lb.

Trailer Frame Jacks

DIRECT WELD, MEDIUM-DUTY JACKS



PART #	LIFT CAP.	TRAVEL	R	E	DESCRIPTION	UNIT WT.	CASE QTY.	CASE WT.	REF. #
TR-JSWD12K-FP	12,000 lb.	12.50"-26"	28.25"	41.75" - 54.25"	Side Wind w/Front Pull Pin, Crank Handle w/Spring Return, Square, Black	64 lb.	30 pc.	1,960 lb.	TJD-12000SP-F2
TR-JSWD12K-SP	12,000 lb.	12.50"-26"	28.25"	41.75" - 54.25"	Side Wind w/Side Pull Pin, Crank Handle w/Spring Return, Square, Black	64 lb.	30 pc.	1,960 lb.	TJD-12000SP-R2
TR-JSWD2S12K-FP	12,000 lb.	12.50"-26"	29"	41.75" - 55"	Two Speed Side Wind w/ Front Pull Pin, Crank Handle w/Spring Return, Black	70 lb.	25 pc.	2,140 lb.	TJD2SP-12900SP-F

Gooseneck Couplers

ROUND & SQUARE GOOSENECK COUPLERS



PART #	BALL SIZE	DESCRIPTION	CAPACITY	UNIT WT.	CASE QTY.	CASE WT.	REF. #
TR-CGR25K-2.31	2-5/16"	Round Adjustable Gooseneck Coupler, 29" Retracted Height w/8" Travel, 4-1/2" Diameter Outer Tube, 4" Diameter Inner Tube w/Cast Locking Plate & 3/4" Load Bearing Pin, 2 Set Screws	25,000 lb.	54.73 lb.	30 pc.	1,642 lb.	GCPN-25008
TR-CGR30K-2.31	2-5/16"	Round Adjustable Gooseneck Coupler, 29" Retracted Height w/8" Travel, 4-1/2" Diameter Outer Tube, 4" Diameter Inner Tube w/Cast Locking Plate & 3/4" Load Bearing Pin, 2 Set Screws	30,000 lb.	61.36 lb.	30 pc.	1,841 lb.	GCPN-30008
TR-CGS25K-2.31	2-5/16"	Square Adjustable Gooseneck Coupler, 29" Retracted Height w/8" Travel, 4-1/2" Diameter Outer Tube, 4" Diameter Inner Tube w/Cast Locking Plate & 3/4" Load Bearing Pin, 1 Set Screw	25,000 lb.	70.16 lb.	30 pc.	2,105 lb.	GCSQ-25008

• All gooseneck couplers with load-bearing pin meet SAE J2638 standard

Cast-Head Couplers



A-FRAME



ADJUSTABLE-SLEEVE LOCK



ADJUSTABLE-TOP LEVER LATCH



A-FRAME


Stamped Couplers

PART #	BALL SIZE	TONGUE TYPE	SAE CLASS	CAPACITY	FINISH	UNIT WT.	CASE QTY.	CASE WT.	REF. #
TR-CAC12.5K-2.31	2-5/16"	A-Frame	4	12,500 lb.	Black	18.00 lb.	125 pc.	2,290 lb.	CA-5296-B
TR-CCA12.5K-2.31	2-5/16"	Adjustable SL	4	12,500 lb.	Black	13.00 lb.	150 pc.	1,990 lb.	CTA-296
TR-CCA15K-2.31	2-5/16"	Adjustable TLL	4	15,000 lb.	Black	13.23 lb.	200 pc.	2,734 lb.	CTA-280
TR-CAY8K-2.00	2"	A-Frame Stamped	4	8,000 lb.	Black	7.50 lb.	220 pc.	1,690 lb.	CA-5210-B
TR-CA14K-2.31	2-5/16"	A-Frame Stamped	4	14,000 lb.	Black	8.50 lb.	250 pc.	2,165 lb.	CA-5400-B

• With Grade 8 nuts/bolts

Butt Weld Style Spindles

**HOT FORGED
INTEGRATED FLANGE**



PART #	DESCRIPTION		DIMENSIONS							
	AXLE CAPACITY	UNIT WT.	A	B	C	D	E	F	H	I
SP-HF-IF-8K	8,000 lb.	12.00 lb.	2.93"	4.49	10.49"	2.25"	1.749"	1.249"	3.50"	7.54"
SP-HF-IF-10K	10,000 lb.	27.27 lb.	3.19"	4.49"	14.96"	2.87"	2.249"	1.749"	4.00"	11.09"
SP-HF-IF-10KSHT-SEU319	10,000 lb.	25.00 lb.	3.19"	4.49"	13.00"	2.87"	2.249"	1.749"	4.00"	9.14"
SP-HF-IF-10KSHT-SEU409	10,000 lb.	27.23 lb.	4.09"	4.49"	13.00"	2.87"	2.249"	1.749"	5.00"	9.14"
SP-HF-IF-12K	12,000 lb.	38.18 lb.	4.09"	4.49"	15.67"	3.12"	2.624"	2.249"	5.00"	12.41"
SP-HF-IF-16K	16,000 lb.	42.00 lb.	3.86"	4.49"	17.54"	3.12"	2.624"	2.249"	5.00"	13.59"

Oil Seals

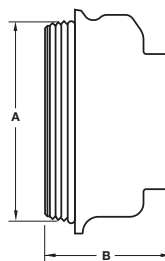
UNITIZED OIL SEALS



PART #	PACKAGED PARTS KIT#	AXLE CAPACITY	SHAFT DIAM.	BORE DIAM.	SEAL OD.	SEAL WIDTH	REF. #	BOX QTY.	BOX WT.
OS-2250UNI	PP-OSK-1	8,000 lb.	2.250"	3.372"	0.490"	0.500"	10-63 276712	140 pc.	41 lb.
OS-2875UNI	PP-OSK-2	10,000 lb.	2.875"	3.875"	0.515"	0.500"	10-51 176692	110 pc.	45 lb.
OS-3125UNI	PP-OSK-3	16,000 lb.	3.125"	4.500"	0.600"	0.500"	10-56 295924	80 pc.	56 lb.

Oil Caps

TRURYDE DEFENDER



Defender Oil Cap

PART #	PACKAGED PARTS KIT#	DESCRIPTION	DIMENSIONS			REF #	BOX QTY.	BOX WT.
			A	B	C			
DC-O-288	PP-DC-11	Dust Cap, Oil, 8K, 2.88"	2-7/8" - 12 UN2A	1.85"	1.50"	LCI85373928	100 pc.	48 lb.
DC-G-288	PP-DC-12	Dust Cap, Grease, 8K, 2.88"	2-7/8" - 12 UN2B	1.85"	1.50"	LCI 85373929	100 pc.	48 lb.
DC-O-375	N/A	Dust Cap, Oil, 9K-16K, 3.75"	3-3/4" - 8 UN2B	2.33"	2.00"	K71-859-00	48 pc.	36 lb.
DC-G-375	N/A	Dust Cap, Grease, 9K-16K, 3.75"	3-3/4" - 8 UN2B	2.33"	2.00"	K71-859-00	48 pc.	36 lb.
DC-O-400	PP-DC-13	Dust Cap, Oil, 10K-16K, 4"	4" - 12 UN2A	2.33"	2.00"	LCI85373928	48 pc.	36 lb.
DC-G-400	PP-DC-14	Dust Cap, Grease, 10K-16K, 4"	4" - 12 UN2A	2.33"	2.00"	LCI85373928	48 pc.	36 lb.

ADDITIONAL SPECS • Material: Die cast aluminum, silver powder coated • Magnetized drain and fill plug



CORPORATE OFFICE:

TRP Corporate
4801 Challenger Drive
Elkhart, IN 46514
P: 574.293.0974 **F:** 574.293.0551
Email: trpintl@trpintl.com
www.trpintl.com

MANUFACTURING SITES:

Elkhart, IN Claremore, OK

TRP LIAISON OFFICE:

TRP China – Hefei, China
TRP Italy – Erba, Italy

TRP DISTRIBUTION CENTERS:

Indiana:
4801 Challenger Drive
Elkhart, IN 46514
P: 574.389.9941 **F:** 574.389.9944
www.trpintl.com

Texas:
324 S. Town East Blvd.
Mesquite, TX 75149
P: 972.279.9863 **F:** 972.279.9864
www.trpintl.com



TRP International, LLC.

SUPPLYING THE WORLD.

